



JOIN US LIVE ON MAY 24TH AT 8 A.M (UTC-3)

# IPAC'21 FAQs

## BEFORE the conference

### Log into Whova

- After [registering](#) yourself, you need to "[sign in](#)" with your Whova account to get access to the event. In case you do not have an account, you need to "[sign up](#)" using the same e-mail you used to register and create a **strong password**.
- You can also access the event on your mobile using the **Whova APP** available on Apple Store and Google Play
- **Use the recommended browser Google Chrome and Firefox** are the browsers recommended for the best experience with Whova on a computer. Internet Explorer and Safari will not work well.

### Zoom app

- The streaming will be broadcasted from ZOOM Webinar. It will be accessed through Whova Platform and Zoom. Make sure you have your Zoom app up-to-date or in case you use it only with a browser, Google Chrome is the most recommended. Some functions may not work using other browsers.

### Conference Agenda

- Explore the Conference Agenda in the left hand gray sidebar menu and plan your schedule.
- Find the pre-recorded talks in the **subsessions** of the Session "Live Q&A for Invited and Contributed talks" from Monday to Friday.
- Make sure to **watch** the pre-recorded videos presentation and ask questions before the live session happens: on the right hand side of the virtual session you can submit questions for the presenter through **Q&A**.
- Remind that the "Invited/Contributed Live Q&A sessions" will be a Q&A discussion session, the pre-recorded presentations in the Whova agenda subsessions are supposed to be watched before the event starts; the Plenaries, WISE and Awards sessions will be live talks (not pre-recorded).

### Poster Session

- **For Presenters:** Make sure you will be on time for your poster presentation. We recommend entering in your zoom room at least 5 minutes before the session starts. Feel free to interact with the delegates and to lead your presentation the best way. Use the same slides used for your video and you are good to go.



- **For Audience:** You can watch the pre-recorded video presentations any time! Feel free to ask the poster presenter on the live session or interact with the presenter by the chat board.

## DURING the conference

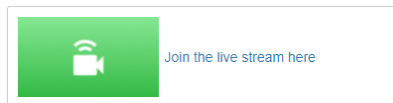
### Time zone

- The whole conferece will happen time zone (UTC-3 | Campinas, Brazil). Make sure to switch your Whova's agenda to your **local time**.

The poster session on Monday will start at 08:00 A.M before the Opening Ceremony.

### Joining a live session in the agenda

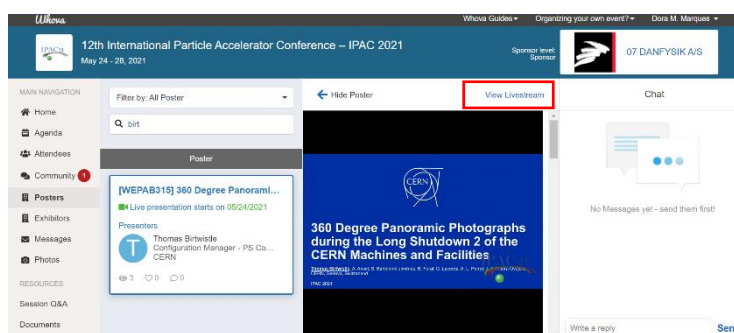
- When it is time to join any session of your interest, click on the green icon “**Join the live stream here**” to access the Zoom Webinar through the app or browser.



- The streaming will be broadcasted from ZOOM Webinar. It will be accessed through Whova Platform and Zoom. Make sure you have your Zoom app up-to-date or in case you use it only with a browser, Google Chrome is the most recommended. Some functions may not work using other browsers.
- During the live session you will be able to share your questions through ZOOM Q&A Webinar. Your microphone and video **will be not** available.

### Poster Session:

- On the left hand menu “Posters” navigate through the posters session and search for the poster of your interest.
- There will be 2 Poster Sessions each day, two hours before and after the 2-hour live session. Each poster will be presented in both sessions in the assigned day. This is meant to accommodate multiple time zones for attendees.
- Each poster contains a PDF file, abstract, and a pre-recorded video presentation. You will also be able to watch the live presentation or contact the authors and share your thoughts during these sessions or via Whova's chat.
- To access the live stream you must go on “View Livestream” and join via zoom



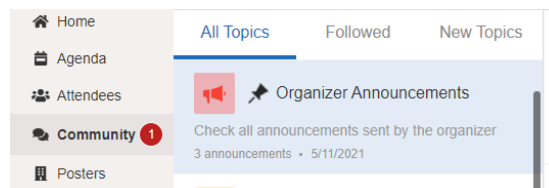


### Exhibitors:


- The app allows us to replicate the feeling of a bustling in-person exhibit hall. You can visit each exhibitor “booth” during the conference, contact them and watch their live stream if they have a schedule.
- Passport Contest: Interact with each exhibitor to collect a stamp on your passport and participate in the draw to compete for prizes!

### Whova:

- Make sure to check the organizer announcements once in a while



- If you want to arrange a meeting or message any other attendee, you can go to the “attendees” menu and search for someone.



### What should I do if I need help?

Email [ipac21@fbventos.com](mailto:ipac21@fbventos.com) or go to “Ask the Organizers Anything” board in the Community menu.